



# Junior High

## Home Learning Plan



Dear JJHS family,

The staff at Jasper Jr. High is very excited to get this new school year started. Our halls have not heard the sounds of our students for too long! The campus Home Learning team has developed a plan to best serve all the students of JJHS, whether on campus or at home. We hope you find this plan helpful as we go forward for the 2020-2021 school year.  
#JJHSROCKS #BACKTOBETTER.

### **JJHS: Communication with families**

Campus and district communication will happen through email/Skyward and social media.

Teachers will email parents and students through Skyward, as usual.

Parents and students will be reminded of Skyward communication and student school email accounts through campus emails, social media, and printed information given when picking up materials needed from campus.

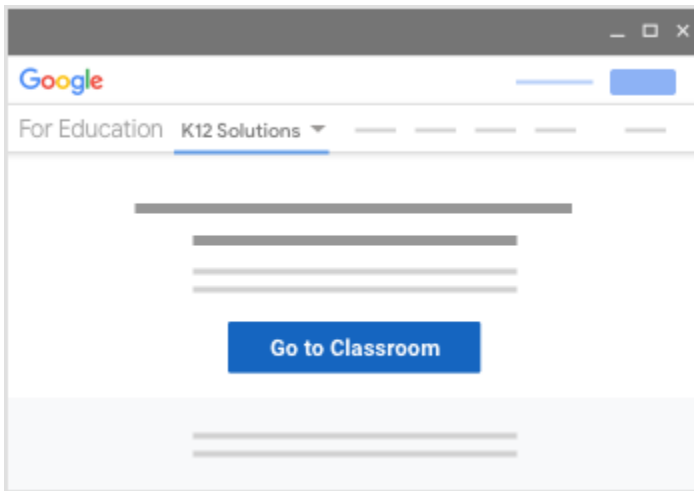
At-home learners will sign in daily for attendance but then will be expected to complete class work daily.

## Technology Training for Parents & Students

We will provide written instructions with a video component on:

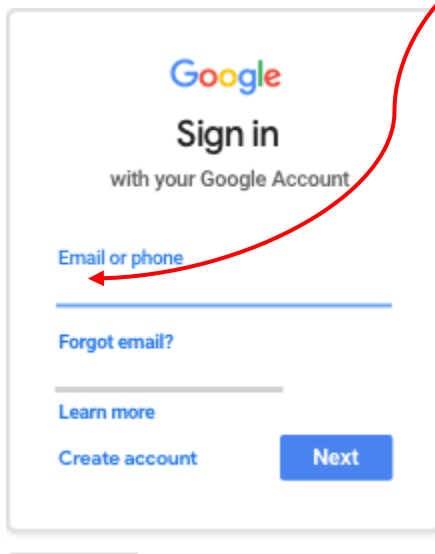
### How to log in to Google classroom for the first time

1. Go to [classroom.google.com](https://classroom.google.com) and click Go to Classroom.

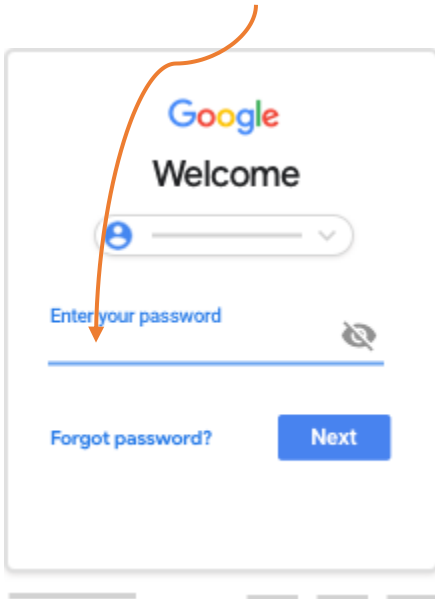


2. Enter the email address for your Classroom account and click Next.

**Your email address is: first name.last name@jasperisd.net**

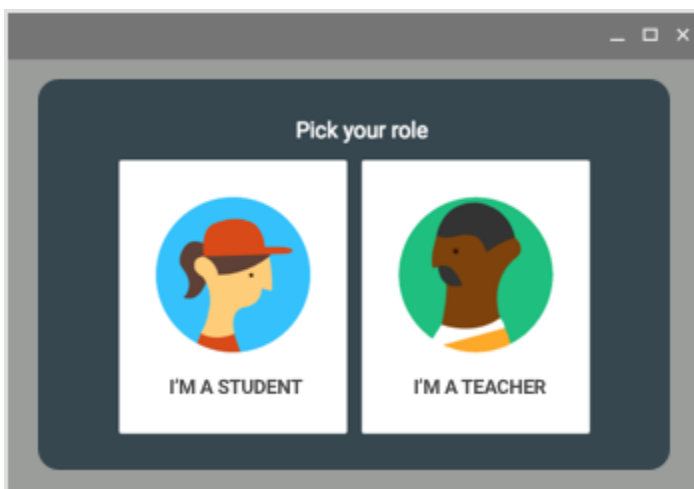


3. Enter your password and click Next.
4. **Your password is: lunch #**

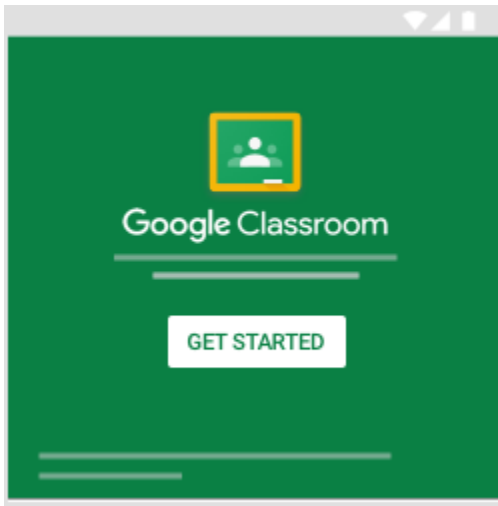


5. If there is a welcome message, review it and click Accept.
6. If you're using a G Suite for Education account, click I'm A Student or I'm A Teacher.

**Note: Users with personal Google Accounts won't see this option.**



6. Click Get Started.



### **How to find Google Apps:**

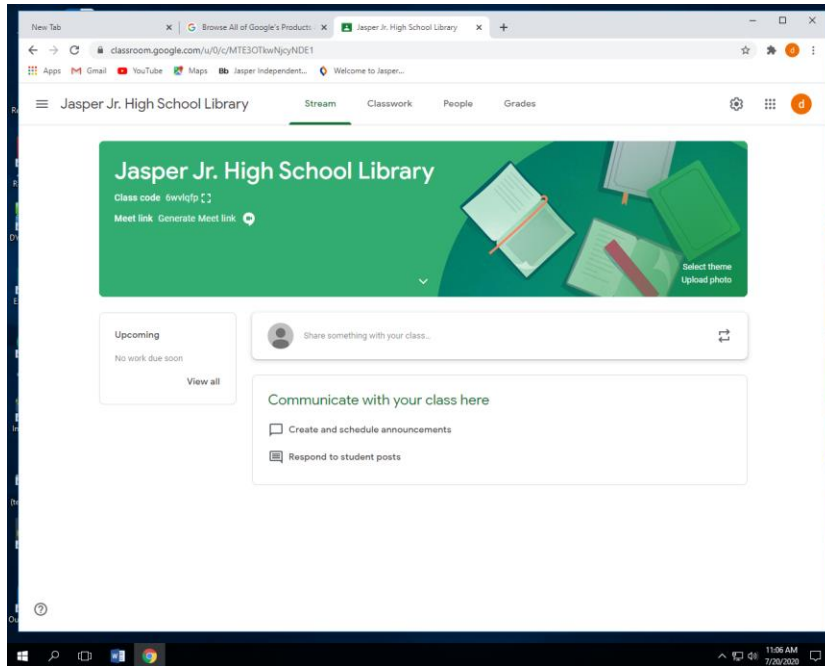
1. Open the Google Play Store app. Note: you can also go to [play.google.com](https://play.google.com).
2. Search or browse for Google Classroom.
3. Select Google Classroom.
4. Tap Install – it's free!
5. Follow the onscreen instructions to complete the transaction and get the content.



← Looks like this

## Where to find their Google classrooms

When students log in to Google classroom, they should already see their teachers' classrooms set up. Click on the class. It will take you to a screen that looks like this.



## How to use Google classroom

Under the classroom banner, there will be messages from your teacher. Sometimes it will just be information, and other times it will be links to activities to complete. When a teacher posts an activity/worksheet for you to do, you will click on the link. It may give you the option to save your own copy. Click YES to save your own. Google will automatically save your document into your Google Drive (it's like your home directory or h:drive) – where you save all your documents when you are at school. The really COOL thing about Google Drive is that you can access it from anywhere!! Any device!!! Even your smart phone!!! Once you have completed the assignment, you will “Turn assignment in” to your teacher by just going back to that assignment and clicking the appropriate button. If you have trouble with this, we will have videos posted on the school website very soon to take you through the process step-by-step.

### Technology assistance:

Email [jjhstechhelp@jasperisd.net](mailto:jjhstechhelp@jasperisd.net)

## JJHS Attendance/ Daily Engagement

JJHS attendance will be checked daily. Information will be provided with schedule/registration.

Students will log in by 1:00 p.m. to notify school that they are in attendance for the day. If a student fails to complete the daily engagement form by 1:00pm, a representative from the school will attempt to contact the parent/student.

### JJHS Daily Schedule for At-Home Learning

Period 1	7:45- 8:40	Check daily coursework for instruction and assignments through chosen format.
Period 2	8:44-9:32	Check daily coursework for instruction and assignments through chosen format.
Period 3	9:36-10:24	Check daily coursework for instruction and assignments through chosen format.
Period 4	10:28-11:16	Check daily coursework for instruction and assignments through chosen format.
Period 5	11:20-12:56	Check daily coursework for instruction and assignments through chosen format.  *Lunch: As shown on student printed schedule  <b>*By 1:00 p.m.: Attendance check-in. Complete daily engagement assignment.</b>
Period 6	1:00-1:48	Check daily coursework for instruction and assignments through chosen format.
Period 7	1:52-2:40	Check daily coursework for instruction and assignments through chosen format.
Period 8	2:44-3:30	Check daily coursework for instruction and assignments through chosen format.

Teacher Office hours vary.

You may contact the school to schedule a conference, as needed.

### Home Learning Parental Agreement

Parents understand and agree that they will ensure their student(s) follow the at-home learning plan.

Parents that choose at-home learning understand that internet service/connection must be available for their students **OR** parents will be required to pick up and drop off weekly work each Friday.

School attendance policy will be enforced for at-home learners via completion of the daily engagement form. Students will be responsible for following their assigned daily schedule.

Parents will be asked to make a commitment for their child(ren) to choose either in-person or at-home learning. Students will be expected to remain in their chosen option through at least a 6-week grading period in order to limit scheduling and staffing complexities.

Grading for the at-home learning plan will follow the district grading policy.

Parents AND students understand and agree that it is their responsibility to contact their teacher of record if/when a student needs assistance with an assignment. Note: teacher response may not be immediate, but will be handled in a timely manner.

Parents AND students understand that no extra-curricular activities will be allowed if enrolled in the at-home learning model. This includes athletics, band, choir, U I.L., honor society, student council, or clubs (robotics or any other).

Printed Parent Name \_\_\_\_\_

Parent Signature \_\_\_\_\_

Printed Student Name \_\_\_\_\_

Student Signature \_\_\_\_\_

Phone \_\_\_\_\_

Email \_\_\_\_\_



## **Progress Monitoring and Feedback**

Feedback will be provided via Skyward, Google Classroom, and other learning platforms designated by each subject area, such as Achieve3000. Those with no internet access will receive feedback via phone conferences and return of paper packets.

## **Student Engagement**

Daily engagement form using Capturing Kids Hearts should be completed by 1:00 p.m.

A mental health Google form and printed form will be available for students to complete, as needed. Campus counselors will then reach out to the student.

## **Instructional Resources**

<b><u>Resources</u></b>	<b><u>Primary Use of Material Design</u></b>
TEKS Resource System	JJHS will use the Vertical Alignment and TEKS Clarification tools from TRS as the primary instructional materials for both in-person and at home learning.
Texas Home Learning 3.0	For adopted grade levels and content areas, THL 3.0 will serve as supplemental instructional materials for both in-person and remote learning.
Other TEKS-based, state-adopted instructional materials	JJHS will leverage other TEKS-based, state-adopted instructional materials primarily for grade levels and content areas that do not have THL 3.0 offerings, or for which we have chosen not to adopt THL 3.0.

The following additional instructional materials will be used for ELAR: Achieve 3000, AVID Weekly & Resources, BK English Textbook, Barry Lane Reviser's Toolbox, Glencoe Grammar and Composition Handbook, McGraw-Hill Study Sync, NoRedInk, and Novels (vary by grade).

The following additional instructional materials will be used for Math: Go Math, Maneuvering the Middle and Wowzers.

The following additional instructional materials will be used for Science: Achieve 3000, BrainPop, Discovery Education, EduSmart and Stemscofes.

The following additional instructional materials will be used for Social Studies: BrainPop, Discovery Education, iCivics, Issit.org, Lowman Consulting, LLC, McGraw Hill Textbook, Mission US, and ReadWorks.

## **Family Engagement**

If a family has concerns about their student's social and emotional well-being, they may contact the campus counselor for assistance.

## **Special Education Protocol for JJHS**

- Students with IEPs will continue to receive supports and/or modifications as specified by each student's individual plan. If a student or parent/guardian has any concerns, they will contact the school and request a call back from the Special Education department.
- Special Education teachers will design differentiated assignments during PLCs to meet the needs of the IEP for each student they support, whether instruction is virtual or face-to-face.
- Special Education teachers will complete progress reviews (i.e., grade books, data/ work collection, etc.) of each student in their class (virtual or face-to-face) every other week to determine if additional supports may be needed. Additional supports and changes will be documented and implemented immediately.
- Special Education staff will check in with each parent/child for progress review every other week. If assistance is needed by the parent or student, a phone follow-up call will be scheduled at that time.

### **Reading Supports**

- Text reader that highlights words
- Vocabulary support with online dictionaries
- Text-to-speech
- Speech-to-text or Google Voice Typing
  - Google Voice Typing allows students to type as they speak. Voice Typing is located under "Tools" in Google Docs. Click the link below for information on how to set up Google Voice Typing.

### **Math Supports**

- Basic Calculator (6th and 7th Grade)
- Scientific Calculator (8<sup>th</sup> Grade)

## **Jasper Junior High's Response to Intervention Plan**

### **DATA COLLECTION**

Jasper Junior High teachers will administer standards-aligned, leveled pre-assessments to collect data to be used as a starting point. Using the assessment data, personalized learning pathways will be developed.

**Resources:** NWEA MAP assessments, Texas Education Agency assessments, Achieve 3000 level set assessments

### **LESSON DESIGN**

Jasper Junior High believes that there is no one-size-fits-all approach that will work for every student, class, subject, or grade level. Instead, we will focus on high-quality lessons and instruction that are focused on individual student needs and on the state standards.

**Resources:** TEKS Resource System, PLC Common Planning, Achieve 3000, Scope and Sequence

### **ACADEMIC INTERVENTIONS/ENRICHMENTS**

Jasper Junior High will serve students daily, in both In-Person Learning and in At-Home Learning, in order to provide students with needed work and interventions.

Data will determine the level of support each student needs, regardless of instructional placement.

Student/Parent conferences, whether in person or virtually, will be used to provide a personalized approach to each student.

Targeted tutorials will be offered to assist with individual student needs.

**Resources:** Assessment Calendars, PLC common planning, RTI periods, Targeted Tutorials

### **EDUCATOR-PARENT-STUDENT SUPPORT**

Classroom teachers and students need on-going support during this time. Teacher/Student/Parent training support will be provided on technology integration in the home using Google Classroom. In addition, social and emotional wellbeing will be provided by campus counselors to students, staff and families.

**Resources:** Technology training, Researched Best Practices, and Professional Learning Communities

## Typical Accommodations and Modifications

<b>Accommodation</b>	<b>What this looks like at home</b>
Calculator	Basic (6 <sup>th</sup> & 7 <sup>th</sup> Grade) Scientific (8 <sup>th</sup> ) *Provided by school but must be returned
Change pace of instruction	Not confined to bell schedule
Check for understanding	Caregiver asking daily how class work is going
Encouragement	Caregiver reminding student that it will be okay
Extra Time	Working on an assignment later in the day; at a different time to finish
Frequent breaks	Taking a break when feeling overwhelmed, taking a walk outside, having a snack
Oral Administration of tests	Test to be read aloud; by computer program
Positive reinforces	Caregiver reminding student that they can do the work and are okay
Preferential seating	Sitting where student is able to focus best; bedroom/ dining room/ designated work area
Proximity control	Working close to caregiver
Repeated review	Watching an instructional video multiple times
Small Group Administration of Tests	Test to be given away from the distraction of others
Supplemental aids	Provided by teacher; additional materials

\*Please contact the Special Education Department for any clarification.

JISD has ordered devices for each student; however the devices will not be available until after the beginning of the school year. Until the devices are received, students participating in HL will have to use devices that are available in the home. (In the event this is not possible, paper packets will be provided as a last resort; however, paper packets do not provide the richness and depth of online instruction. Paper packets will have to be picked up at child's campus and returned to the campus. No packets will be mailed.)